



# INTERIOR WALL CLADDING

PRODUCT BROCHURE

WALL AND CEILING  
CLADDING

**Decorative and Hygienic Solutions for Every Space**



For more information or technical advice,  
visit our website at [stormbuildingproducts.com](http://stormbuildingproducts.com)



## CONTENTS

Contents	2-3
Aqua 250 Wall Cladding	4-5
Aqua 1000 Wall Cladding	6-7
Aqua 1000 Solid Core Wall Cladding	8-9
Aqua 250 Trims	10
Aqua 1000 Trims	11
Aqua 1000 Trims & Adhesives	12-13
Retrofit Trims	14
Frequently Asked Questions	15
Hygiene Cladding	16-17
Hygiene Cladding Trims	18-19
Installation	20-21
Warranty	22
Inspiration	23

# AQUA 250 WALL CLADDING



## INTRODUCING AQUA 250 WALL CLADDING

- Size: 2.7m × 250mm per panel
- Thickness: 7mm
- Packed in sets of four
- Tongue-and-groove fitting

### Benefits:



Waterproof



Easy Installation



Fire-rated




Lightweight

AQUA 250 wall cladding panels enhance interiors with various contemporary designs. This easy-to-install cladding provides waterproof, hygienic, and durable qualities, as well as being low-maintenance.

Available in various colours, this cladding will enhance every project and provide a cost-effective and hygienic alternative to tiling.

These panels are perfect for those who love precision and flexibility. The narrower width and lighter thickness make them ideal for creative designs or smaller bathrooms where adaptability is key.


# AQUA 250 WALL CLADDING



Graphite Linear  
Matt



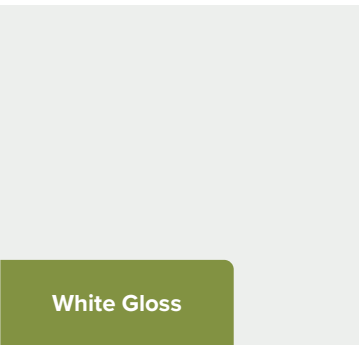
Light Grey  
Marble




Silver Linear  
Matt



White Ash  
Matt



White Gloss



White Gloss  
Silver Strip



White Sparkle

Speak to a member of our customer service team for free samples and to discuss your project requirements.

Code	Size (mm)	Colour
AQ250-7-GLM	250 x 2700 x 7 mm	Graphite Linear Matt
AQ250-7-LGM	250 x 2700 x 7 mm	Light Grey Marble
AQ250-7-SLM	250 x 2700 x 7 mm	Silver Linear Matt
AQ250-7-WAM	250 x 2700 x 7 mm	White Ash Matt
AQ250-7-WG	250 x 2700 x 7 mm	White Gloss
AQ250-7-WG-SL	250 x 2700 x 7 mm	White Gloss Silver Strip
AQ250-7-WSP	250 x 2700 x 7 mm	White Sparkle



# AQUA 1000 WALL CLADDING



## INTRODUCING AQUA 1000 WALL CLADDING

- Size: 2.4m x 1m per panel
- Thickness: 10mm
- Supplied in a single pack
- Tongue-and-groove fitting

### Benefits:



Waterproof



Easy Installation



Fire-rated



Lightweight

AQUA 1000 panels offer a fast and easy way to renovate walls and ceilings, providing a stylish and practical solution for any room, including bathrooms, kitchens, and utility spaces.

Available in 9 contemporary designs, including sparkles, marbles, matt textures, and high-gloss finishes, these panels allow you to create a sleek and modern look with minimal effort.

Designed for versatility, they can be installed over existing surfaces like tiles, making them ideal for a seamless, high-quality finish.

# AQUA 1000 WALL CLADDING




Concrete  
Dark Grey




Concrete Beige  
Matt




Carrara White  
Marble



Grey Marble



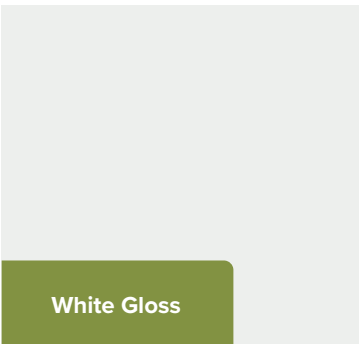
Light Grey  
Marble



Pergamon  
Marble



Tuscany Grey  
Marble



White Gloss



White Sparkle

Code	Size (mm)	Colour
AQ1000-CON	1000 x 2400 x 10 mm	Concrete Dark Grey
AQ1000-CONB	1000 x 2400 x 10 mm	Concrete Beige Matt
AQ1000-CWM	1000 x 2400 x 10 mm	Carrara White Marble
AQ1000-GM	1000 x 2400 x 10 mm	Grey Marble
AQ1000-LGM	1000 x 2400 x 10 mm	Light Grey Marble
AQ1000-PGM	1000 x 2400 x 10 mm	Pergamon Marble
AQ1000-TGM	1000 x 2400 x 10 mm	Tuscany Grey Marble
AQ1000-WG	1000 x 2400 x 10 mm	White Gloss
AQ1000-WSP	1000 x 2400 x 10mm	White Sparkle



# AQUA 1000 SOLID CORE WALL CLADDING



## INTRODUCING AQUA 1000 SOLID CORE WALL CLADDING

- Size: 2.4m x 1m per panel
- Thickness: 10mm
- Supplied in a single pack
- Tongue-and-groove fitting

### Benefits:



Waterproof



Easy Installation



Fire-rated



Virtually  
maintenance-free

AQUA 1000 Solid Core panels provide a dense composite core that makes them incredibly tough, ensuring a premium, long-lasting finish. Broad, seamless, and bold, these panels are perfect for creating a sleek, minimalist look with fewer visible joins. The tongue and groove design enables effortless installation on top of existing tiles and plaster while improving cost efficiency. They are also sound-insulated and, when installed correctly, come with a 5-year domestic guarantee ensuring the panels will not de-laminate or crack.

# AQUA 1000 SOLID CORE WALL CLADDING



Breccia Marble  
Matt



Carrara Marble  
Gloss



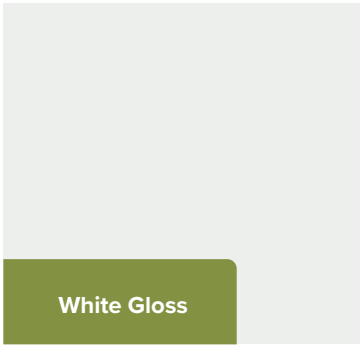
Frosty White  
Matt



New York  
Concrete Gloss



Richwood  
Matt



White Gloss



Code	Size (mm)	Colour
SC1000-BM	1000 x 2400 x 10 mm	Breccia Marble Matt
SC1000-CM	1000 x 2400 x 10 mm	Carrara Marble Gloss
SC1000-FWM	1000 x 2400 x 10 mm	Frosty White Matt
SC1000-NYCG	1000 x 2400 x 10 mm	New York Concrete Gloss
SC1000-RM	1000 x 2400 x 10 mm	Richwood Matt
SC1000-WG	1000 x 2400 x 10 mm	White Gloss

AQUA 250 WALL CLADDING TRIMS (7MM)



PVC Division Bar

Code	Length (m)	Colour
AQ7PVC-DIV-W	2.7	White
AQ7PVC-DIV-CH	2.7	Chrome



PVC External Corner

Code	Length (m)	Colour
AQ7PVC-EXT-W	2.7	White
AQ7PVC-EXT-CH	2.7	Chrome



PVC Internal Corner

Code	Length (m)	Colour
AQ7PVC-INT-W	2.7	White
AQ7PVC-INT-CH	2.7	Chrome



PVC Starter Trim

Code	Length (m)	Colour
AQ7PVC-STR-W	2.7	White
AQ7PVC-STR-CH	2.7	Chrome

AQUA 1000 WALL CLADDING TRIMS (10MM)




PVC Division Bar

Code	Length (m)	Colour
AQ10-DIV-W	2.4	White
AQ10-DIV-CH	2.4	Chrome
AQ10-DIV-BK	2.4	Black



PVC External Corner

Code	Length (m)	Colour
AQ10-EXT-W	2.4	White
AQ10-EXT-CH	2.4	Chrome
AQ10-EXT-BK	2.4	Black



PVC Internal Corner

Code	Length (m)	Colour
AQ10-INT-W	2.4	White
AQ10-INT-CH	2.4	Chrome
AQ10-INT-BK	2.4	Black



PVC Starter Trim

Code	Length (m)	Colour
AQ10-STR-W	2.4	White
AQ10-STR-CH	2.4	Chrome
AQ10-STR-BK	2.4	Black



AQUA 1000 WALL CLADDING TRIMS (10MM)



PVC Base Seal

Code	Length (m)	Colour
AQ10-BS-W	2.4	White
AQ10-BS-CH	2.4	Chrome
AQ10-BS-BK	2.4	Black



Aluminium Starter Trim

Code	Length (m)	Colour
AQ10AL-STR-W	2.4	White
AQ10AL-STR-CH	2.4	Chrome
AQ10AL-STR-BR	2.4	Brass
AQ10AL-STR-BK	2.4	Black



Aluminium Internal Corner

Code	Length (m)	Colour
AQ10AL-INT-W	2.4	White
AQ10AL-INT-CH	2.4	Chrome
AQ10AL-INT-BR	2.4	Brass
AQ10AL-INT-BK	2.4	Black



Aluminium External Corner

Code	Length (m)	Colour
AQ10AL-EXT-W	2.4	White
AQ10AL-EXT-CH	2.4	Chrome
AQ10AL-EXT-BR	2.4	Brass

AQUA 1000 WALL CLADDING TRIMS (10MM) & ADHESIVES



Aluminium Division Bar

Code	Length (m)	Colour
AQ10AL-DIV-W	2.4	White
AQ10AL-DIV-CH	2.4	Chrome
AQ10AL-DIV-BK	2.4	Black



Aluminium Base Seal

Code	Length (m)	Colour
AQ10AL-BS-W	2.4	White
AQ10AL-BS-CH	2.4	Chrome



STORMGRIP - 2 Part Polyurethane Adhesive


Code	Size (kg)
A1596	6.5



STORMFIX - Hybrid Sealant/ Adhesive

Code	Size (ml)
STORMFIX	290

RETROFIT TRIMS (7MM & 10MM)



L Shaped Angle PVC Trim

Code	Length (m)	Colour
AQ-EXTA-W	2.7	White
AQ-EXTA-CH	2.7	Chrome
AQ-EXTA-BK	2.7	Black




Quadrant PVC Trim

Code	Length (m)	Colour
AQ-QUAD-W	2.4	White
AQ-QUAD-CH	2.4	Chrome

PVC Scotia Trim

Code	Length (m)	Colour
AQ-SCO-W	2.7	White
AQ-SCO-CH	2.7	Chrome
AQ-SCO-BK	2.7	Black



Aluminium L Shape Angle Trim

Code	Length (m)	Colour
AQAL-EXTA-W	2.4	White
AQAL-EXTA-CH	2.4	Chrome
AQAL-EXTA-BR	2.4	Brass
AQAL-EXTA-BK	2.4	Black

Aluminium Scotia Trim

Code	Length (m)	Colour
AQAL-SCO-W	2.4	White
AQAL-SCO-CH	2.4	Chrome



Speak to your local stockist for free samples and to discuss your project requirements.

FREQUENTLY ASKED QUESTIONS



What is AQUA 1000 Decorative Cladding?

AQUA 1000 is supplied as a single-panel 2400 mm long x 1000 mm wide x 10 mm thick tongue and grooved joint decorative panel. A range of PVC and aluminium trims are available to suit.

What is AQUA Decorative Cladding used for?

AQUA panels are used to provide 100% waterproof cladding in bathroom, wash-room and kitchen areas.

What is the best thing about AQUA Decorative Cladding?

AQUA panels provide a cost-effective, time-saving and easy-to-install alternative to traditional tiles; eliminating the issue of mould along grout lines.

Who are the types of customers that commonly use AQUA 1000 Decorative Cladding?

AQUA panels are most commonly used by DIY enthusiasts, decorators and the home improvement sector.

Where is AQUA Decorative Cladding most commonly installed?

AQUA panels would be most commonly installed in bathrooms, wet rooms etc.

When should AQUA Decorative Cladding be considered and installed?

AQUA decorative cladding should be considered when refurbishment work is carried out within properties in a washroom area.




# HYGIENE CLADDING




## INTRODUCING HYGIENE CLADDING

STORM hygiene cladding has been designed specifically for environments where high standards of cleanliness are required. Our hygiene cladding is long-lasting, waterproof and easy to clean, making it a great alternative to tiling in kitchens, bathrooms and commercial applications. It's also designed to conform to current hygiene and fire regulations.


### The benefits of STORM hygiene cladding




Waterproof




Easy installation



Fire-rated



No grouting required



Virtually maintenance-free

# HYGIENE CLADDING

STORMCLAD is a flat, solid PVC sheet with high impact and chemical resistance. STORMCLAD is specially designed and manufactured for use in hygienic environments where only the highest standards will do, including food preparation.

- Ideal for use in wipe-clean areas
- Complies with international standards
- Can achieve a Class 0 fire-rating
- Suitable for printing




STORMBRITE is a flat, gloss, high-density foamed sheet that's lightweight, versatile, flexible and durable. STORMBRITE cladding has a high chemical resistance.

- Ideal for use in wipe-clean areas
- Complies with international standards
- Class 1 fire-rating
- Easy to install
- Virtually maintenance free
- Suitable for printing



STORMLITE is a foam Celuka PVC sheet that's lightweight and has high chemical resistance. STORMLITE has a UV-stable matt finish and is suitable for internal and external use.

- Internal and external use
- Complies with international standards
- High chemical resistance
- Easy to install
- UV stable
- Suitable for printing



HYGIENE CLADDING TRIMS



Starter Trim

Code	Length (m)
ST-25-W	2.44
ST-30-W	3.05



2-Part Starter Trim

Code	Length (m)
ST-25-2-W	2.44
ST-30-2-W	3.05



Division Bar

Code	Length (m)
DIV-25-W	2.44
DIV-30-W	3.05



2-Part Division Bar

Code	Length (m)
DIV-25-2-W	2.44
DIV-30-2-W	3.05



HYGIENE CLADDING TRIMS



Internal Corner

Code	Length (m)
INT-25-W	2.44
INT-30-W	3.05



Large Internal Angle

Code	Length (m)
INT-50-25-W	2.44
INT-50-30-W	3.05



External Corner

Code	Length (m)
EXT-25-W	2.44
EXT-30-W	3.05



Large External Angle

Code	Length (m)
EXT-50-25-W	2.44
EXT-50-30-W	3.05



STORMGRIP

Code	Size (kg)
A1596	6.5



STORMFIX

Code	Size (ml)
STORMFIX	290



# INSTALLATION



## PREPARE THE SURFACE

AQUA panels can be fixed directly to the wall using STORMGRIP if the surface is relatively even and if the wall is dry.

## PREPARE THE PANELS

Measure the wall and cut the panels to the size required, allowing 3-4 mm clearance around all pipes and accessories (ensure to seal with STORMFIX) and 3 mm expansion gaps\*.

When cutting panels with a handsaw, cut the panels with the pattern facing upwards. If using an electric saw, cut the panels with the pattern facing downwards.

# INSTALLATION



## STEP 01 - FIND THE FURTHEST CORNER

Start at the corner furthest from the door and panel in both directions around the room. The last panel is fitted above the doorway, placing the tongue first and swinging into position.

All panels must be correctly aligned and plumb, allowing for a 3-4 mm expansion gap\*. Mix STORMGRIP and fix the panels to an even surface. Seal all panel joints using STORMFIX or a suitable sealant.

## STEP 02 - INSTALL THE PANELS

First, fix an internal corner trim in position ensuring that it is plumb. Apply STORMFIX to the recess of the trim. Apply STORMGRIP to an even surface and insert the first panel after removing the smaller tongue, or cutting to size.

Then continue to panel away from the corner in both directions, fixing panels to an even surface with the adhesive and additionally (if required) screw through the back lip of the grooved edge. Seal tongue and groove joints using STORMFIX

Use internal and external corner trims where appropriate, sealing using STORMFIX.

**\*Please note the expansion gap references the height only, as tongue and groove joints between panels must be pushed together tightly.**

# WARRANTY

Southgate Enterprises Ltd (“STORM”) guarantees that if correctly installed following STORM’s installation instructions, AQUA 1000 SOLID CORE panels will not de-laminate or crack due to any material or manufacturing fault. This guarantee is valid for five (5) years from the original date of purchase.

**To Make a Claim:**

If a defect is discovered, you must notify STORM in writing at sales@stormbuildingproducts.com or at: Unit 9 Robins Drive, Castlefields Industrial Estate, Bridgwater TA6 4DL

Your notice must be received within 30 days of discovering the fault and include:

- A copy of your original purchase receipt
- A description of the defect (with supporting photographs)
- The installation date

STORM may request additional information to assess your claim. If the claim is validated, STORM will, at its discretion, either replace the defective panels or refund the original purchase price.

**Guarantee Conditions:**

This guarantee applies only if all of the following conditions are met:

- The panels have been installed strictly by STORM’s installation guidelines.
- The panels have been appropriately sealed in wet areas using STORM-approved sealant.
- Before and during installation, the panels have been inspected for any visible defects.
- The panels are used for their intended internal applications and have not been subjected to abuse (e.g., being hit, punched, or exposed to temperatures above 60°C).
- All expansion gaps, extrusions, and other installation details have been correctly implemented per the installation instructions.

Failure to adhere to these conditions will render the guarantee void.

**Exclusions:**

This guarantee does not cover:


- Defects or damage arising from improper installation or use beyond normal conditions
- Ground or structural movement
- Acts of God (e.g., flooding, hurricanes, earthquakes)
- Environmental conditions such as dirt, grease, or oil contamination
- Normal weathering, colour fading, or ordinary wear and tear
- Damage caused by fasteners, cuts, or modifications (including for mounting accessories)
- Costs related to the removal, re-installation, or any labour associated with panel replacement
- Any special, incidental, or consequential damages

**Additional Provisions:**

- This guarantee is non-transferable and applies only to the original purchaser.
- STORM reserves the right to alter product specifications or installation instructions without prior notice.
- No other representations or statements regarding the performance or quality of the panels shall be binding unless outlined in a signed, written agreement with STORM.

**End of Guarantee**

# INSPIRATION







Visit [stormbuildingproducts.com](http://stormbuildingproducts.com)